



APPLE GROVE DISTRICT DATA

A year in review in our school

WELCOME

To the Apple Grove School District. We measure achievement by:

- PEAK Achievement
- PEAK Growth
- Graduation Rate
- English Learner Progress
- Chronic Absenteeism
- Grade 3 English Language Arts

This preliminary report is a starting point to examine our district data for the 2018-2019 school year.



MESSAGE FROM OUR SUPERINTENDENT

Welcome to the Apple Grove School district, located in Apple Grove, Alaska. As we enter a new school year, we are excited about the opportunities ahead. We continue to build a strong foundation that we set last school year. We are proud to share with you our staff, students, and community accomplishments we had last year. I am proud of our many achievements in our schools and across our District, and I look forward to creating more opportunities for our students to be successful.

HIGHLIGHTS



In the 2018-2019 the Apple Grove School District served just over 2600 students in grades Preschool - 12th Grade through-out the school year.



OCT. 2018 ENROLLMENT

Preschool	200
Kindergarten-6th Grade	1683
7th-8th Grade	387
9th-12 grade	709
Total Enrollment	
Oct. 1, 2018.....	2595

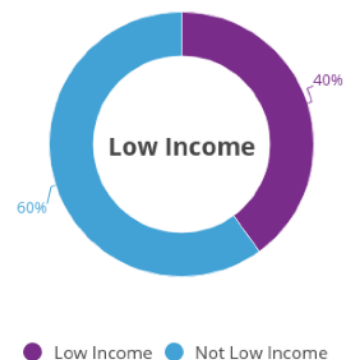
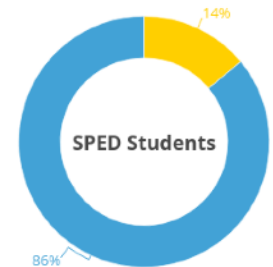
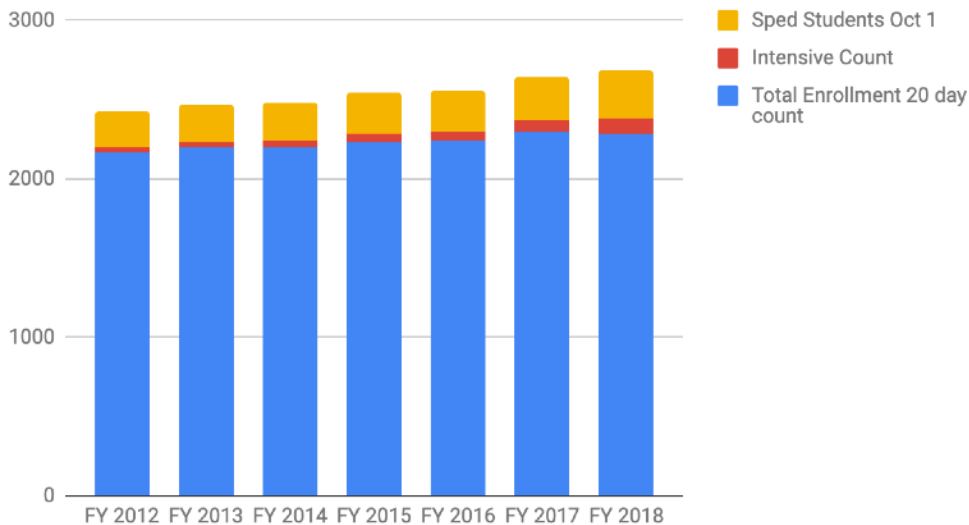


PERSONNEL

District administration	8
District (Main., Tech, CO) Support Staff...	42
Building administration	14
Certified Staff	180
Classified School Staff.....	200

ENROLLMENT TRENDS SPED

Total Enrollment, SPED Students & Intensive Count



QUICK FACTS



4 Year
Graduation Rate
91% *

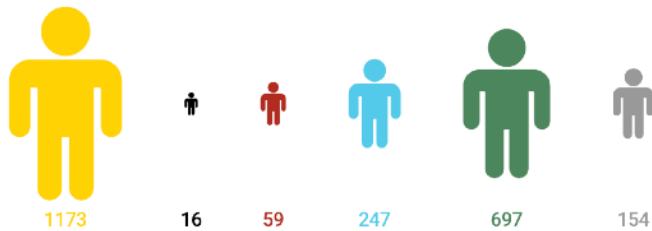


District
Attendance Rate
90%



District Dropout
Rate
3.4%

Apple Grove Enrollment By Ethnicity 2018-19



● Caucasian
 ● African American
 ● Hispanic
 ● Asian/Pacific Islander
● Alaskan Native/American Indian
 ● Multi Ethnic

Transfer Rate

Enrollment change due to transfers



School	Transfer Rate
Apple Grove Elementary	48%
Apple Grove Middle School	20%
Apple Grove Highschool	10%
Apple Grove Alternative	18%
Apple Grove Home School	8%

Mission: We build futures by preparing today's students for tomorrow's opportunities.

PEAKS ASSESSMENT



Alaska partners with Data Recognition Corporation (DRC) to administer the Performance Evaluation for Alaska's Schools, or PEAKS. The assessment measures students' understanding of the Alaska English Language Arts & Mathematics standards adopted in 2012. The PEAKS assessment is administered to students in grades 3-9.



Tested 2,100 Students

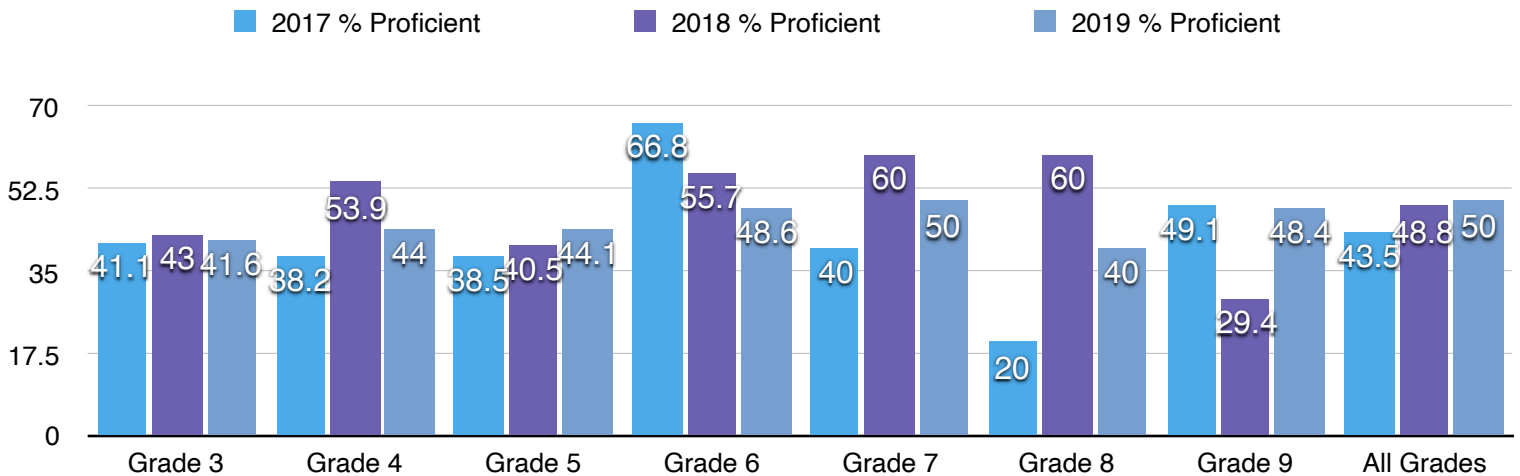


52.6% of 3rd grade students are proficient in ELA.



Math scores improved 3.7% from last year. 43.8% of students are proficient.

3 YEAR PEAKS TREND



APPLE GROVE



A Guide to Alaska's Public Schools

Alaska recently launched **The Compass**, a website designed to help parents access important data about public schools in Alaska. The Compass features a wealth of meaningful information on schools and districts so that parents and guardians can participate in decisions to improve their student's learning. education.alaska.gov/compass

